

OST-FFMP General Release Summary

Decision Day: 2012-1-20

General Release Mass Balance

Combined Pepacton, Cannonsville, and Neversink (PCN) Storage:	253,005 MG
+ PCN Inflow Forecast Accumulated to Jun 1:	234,891 MG
- Expected PCN Diversion Accumulated to Jun 1:	79,433 MG
- Jun 1 Storage Target:	270,837 MG
<hr/>	
= Available Release Quantity Accumulated to Jun 1:	137,626 MG

Available Release Quantity Evenly Distributed to Jun 1

Available Release Quantity Accumulated to Jun 1:	137,626 MG
/ Number of Days to Distribute Release Quantity:	134 days
<hr/>	
Current PCN Release Target:	1,027 mgd
=	1,592 cfs

Determine Storage Zone for Schedule Selection

	Storage	Zone
Current PCN Usable Storage:	93%	L1
Current Pepacton Usable Storage:	95%	L1-b
Current Cannonsville Usable Storage:	89%	L1-c
Current Neversink Usable Storage:	98%	L1-a

Use Release Target and Storage Zone to Select OST-FFMP Release Schedule

L1 Storage Zone, Winter Season (cfs)	Cannonsville	Pepacton	Neversink	Total
OST-FFMP Schedule	L1-c	L1-b	L1-a	PCN
Table 4a	110	300	190	600
Table 4b	125	300	190	615
Table 4c	150	300	190	640
Table 4d	175	300	190	665
Table 4e	200	500	190	890
Table 4f	225	500	190	915
Table 4g	225	500	190	915

Selected Schedule: Table 4g /4f*

*Release rates identical for the current storage zone

OST-FFMP Discharge Mitigation Release Summary

Decision Day: 2012-1-20

Discharge Mitigation Mass Balance

	Current PCN Usable Storage:	253,005 MG
+	Current PCN Snow Storage:	4,514 MG
+	PCN Inflow Forecast Accumulated 7 Days:	6,456 MG
-	OST-FFMP Minimum Releases Accumulated 7 Days:	4,731 MG
-	Expected PCN Diversion Accumulated 7 Days:	3,241 MG
-	PCN Conditional Storage Objective:	243,753 MG
<hr/>		
	Estimated 7 Day PCN Excess over CSO:	12,250 MG

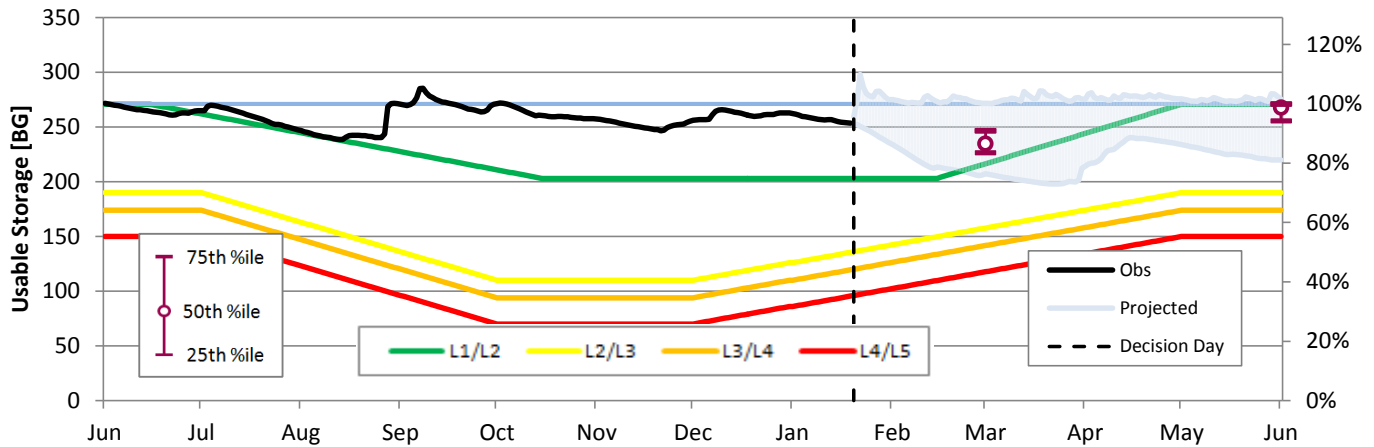
Comments

An excess of water over the CSO is indicated, thus additional discharge mitigation releases will be made. See the table "General Releases + Discharge Mitigation Releases (cfs)" on the next page for details.

OST-FFMP Summary Page

Decision Day: 2012-1-20

Combined Pepacton, Cannonsville, and Neversink (PCN) Observed and Projected Storage



General Releases + Discharge Mitigation Releases (cfs)

Reservoir	General Release	Additional Discharge Mitigation Release	Total Release
Pepacton	500	100	600
Cannonsville	225		225
Neversink	190		190
Total	915	100	1,015

General releases are at Table 4g/4f*

*Release rates identical for the current storage zone

Comments

Pepacton is in Zone L1-b. Additional discharge mitigation releases are being made as indicated in the table above.

Cannonsville is in Zone L1-c, below the CSO. No additional discharge mitigation releases will be made.

Neversink is in Zone L1-a and thus at its maximum release. No additional discharge mitigation releases can be made.

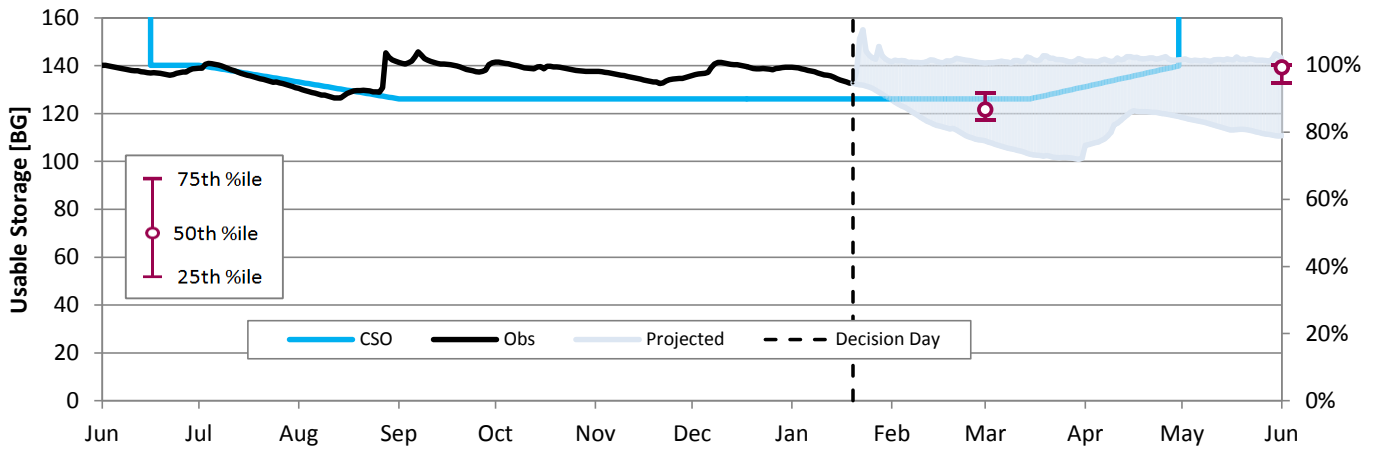
Cumulative Total Discharge Mitigation Releases Since June 1, 2011

Reservoir	Cumulative Releases (million gallons)
Pepacton	4419
Cannonsville	20638
Neversink	1853
Total	26910

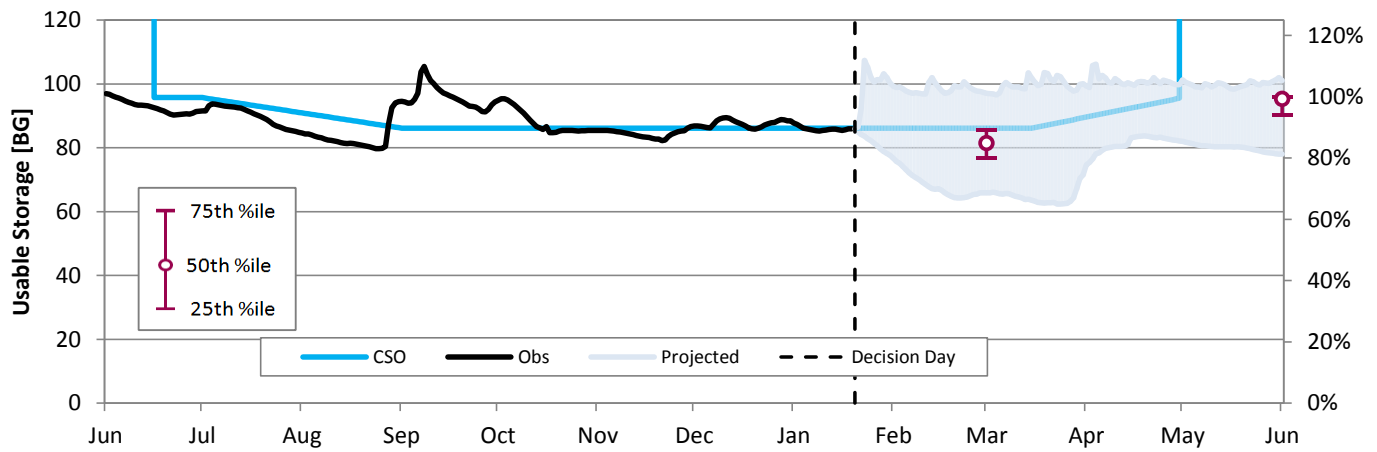
OST-FFMP Summary Page

Decision Day: 2012-1-20

Pepacton Observed and Projected Storage



Cannonsville Observed and Projected Storage



Neversink Observed and Projected Storage

