

OST-FFMP General Release Summary

Decision Day: 2013-12-18

General Release Mass Balance

Combined Pepacton, Cannonsville, and Neversink (PCN) Storage:	206,440 MG
+ PCN Inflow Forecast Accumulated to Jun 1:	228,824 MG
- Expected PCN Diversion Accumulated to Jun 1:	105,186 MG
-Jun 1 Storage Target:	270,870 MG
= Available Release Quantity Accumulated to Jun 1:	59,208 MG

Available Release Quantity Evenly Distributed to June 1

Available Release Quantity Accumulated to Jun 1:	59,208 MG
/ Number of Days to Distribute Release Quantity:	166 days
Current PCN Release Target:	357 mgd
Current PCN Release Target:	552 cfs

Current Storage Zone for Schedule Selection

	Usable Storage	Usable Storage + Snow Storage	Zone
PCN	76.2%	*	L1
Pepacton	75.2%	*	L1-c
Cannonsville	73.7%	*	L1-c
Neversink	87.4%	*	L1-c

*Not applicable (snow storage is included in the forecast)

Use Release Target and Storage Zone to Select OST-FFMP Release Schedule

OST-FFMP Schedule	L1 Storage Zone, Winter Season (cfs)			PCN Total
	Pepacton L1-c	Cannonsville L1-c	Neversink L1-c	
Table 4a	85	110	65	260
Table 4b	85	125	70	280
Table 4c	100	150	70	320
Table 4d	100	175	75	350
Table 4e	150	200	75	425
Table 4f	150	225	75	450
Table 4g	150	225	75	450

Selected Schedule: Table(s) 4f/4g*

*Release rates are identical for the current storage zone



OST-FFMP Discharge Mitigation Release Summary

Decision Day: 2013-12-18

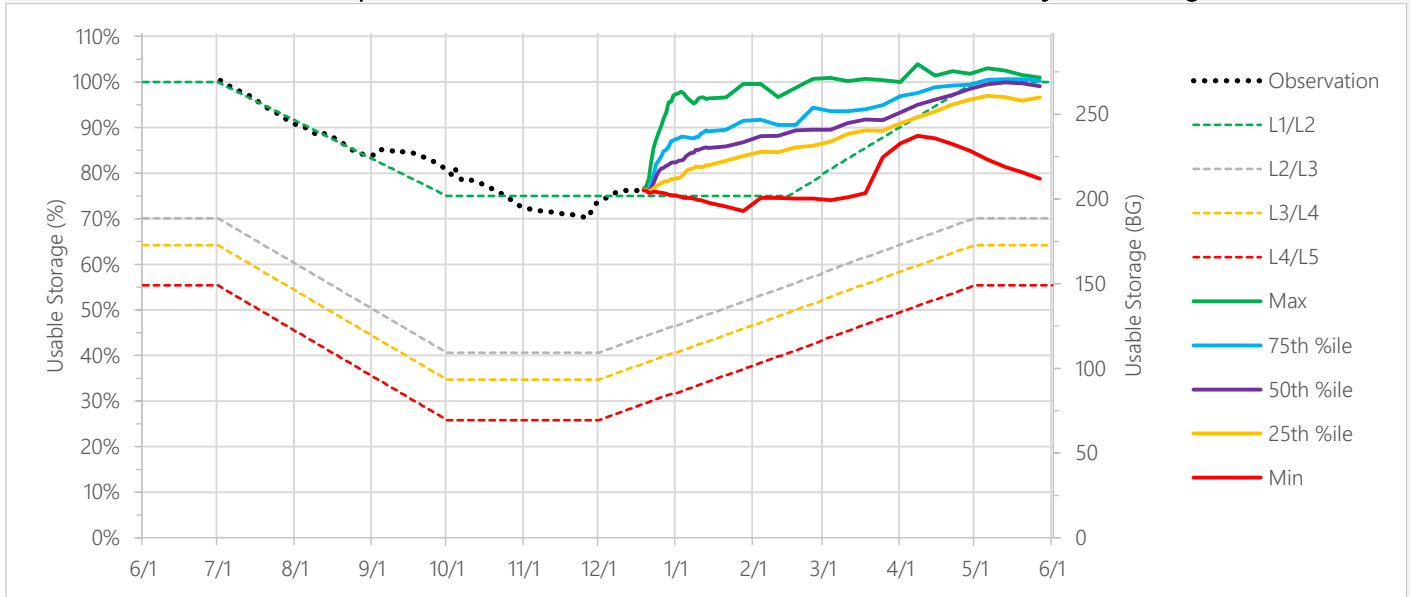
Discharge Mitigation Mass Balance

Current PCN Usable Storage:	206,440 MG
+ Current PCN Snow Storage:	* MG
+ PCN Inflow Forecast Accumulated 7 Days:	12,144 MG
- OST-FFMP Minimum Releases Accumulated 7 Days:	2,036 MG
- Expected PCN Diversion Accumulated 7 Days:	1,116 MG
- PCN Conditional Storage Objective:	243,783 MG
<hr/>	
= Estimated 7 Day PCN Excess over CSO:	0 MG

*Not applicable (snow storage is included in the forecast)

Comments:

Combined Pepacton, Cannonsville & Neversink (PCN) Observed and Projected Storage



General Releases + Discharge Mitigation Releases (cfs)

	General Release	Discharge Mitigation Release	Total
Pepacton	150		150
Cannonsville	225		225
Neversink	75		75
Total	450	0	450

General Releases are at Table(s) 4f/4g*

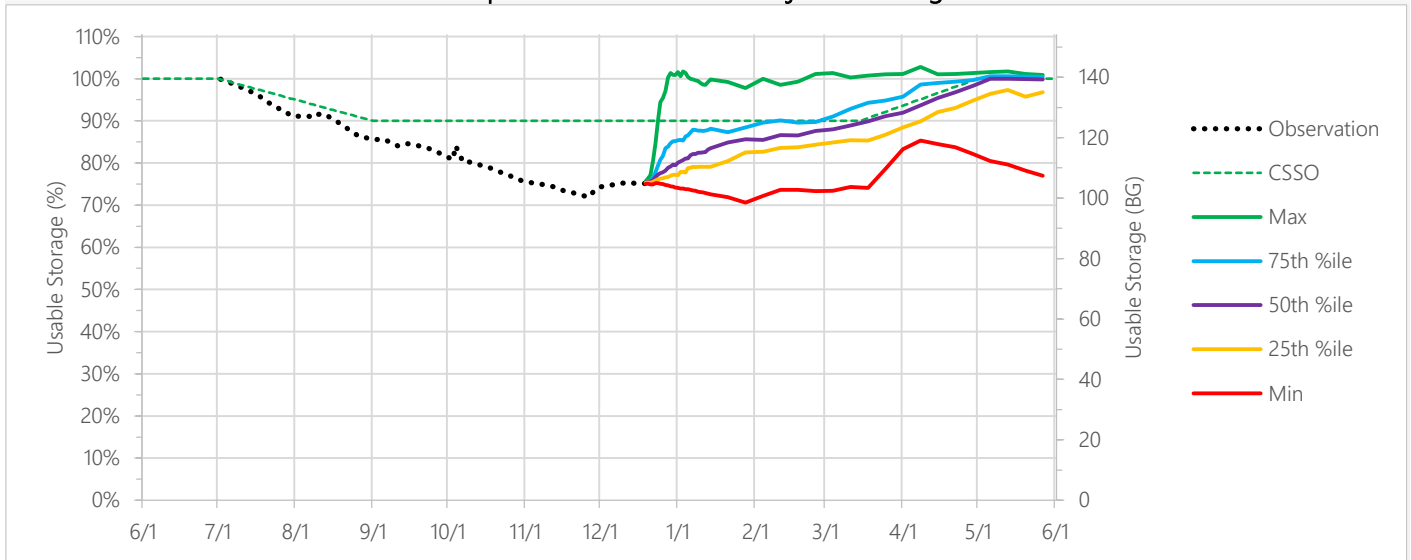
*Release rates are identical for the current storage zone

Comments:

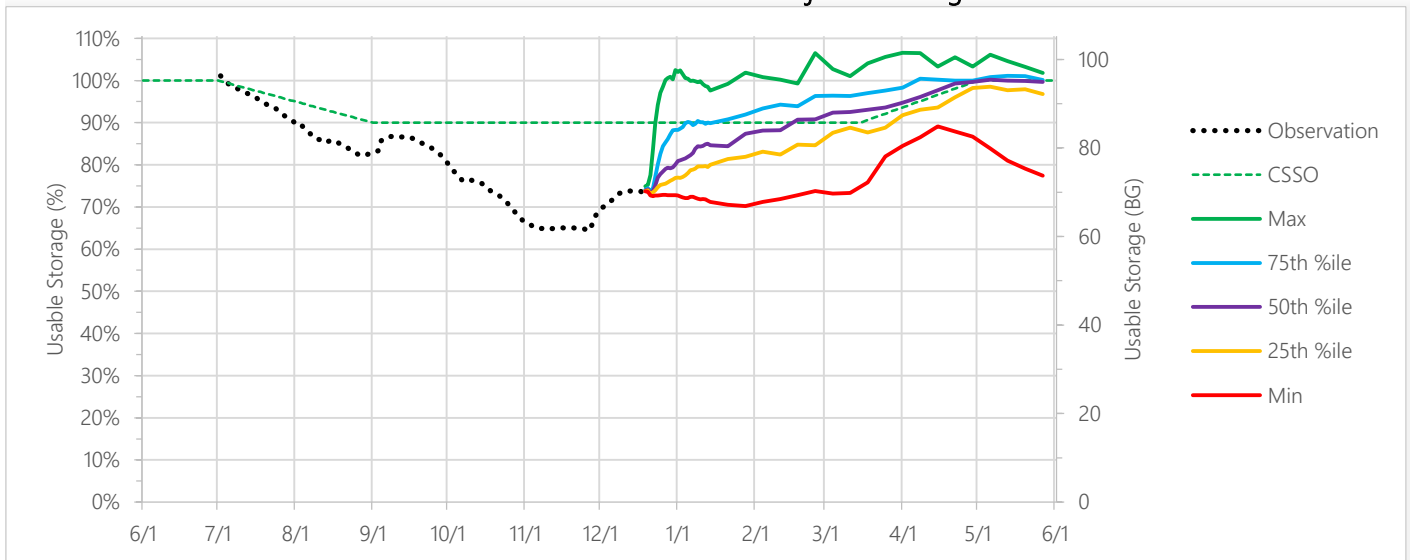
Cumulative Total Discharge Mitigation Releases since June 1, 2013

	Cumulative Releases (MG)
Pepacton	0
Cannonsville	0
Neversink	0
Total	0

Pepacton Observed and Projected Storage



Cannonsville Observed and Projected Storage



Neversink Observed and Projected Storage

