

# OST-FFMP General Release Summary

Decision Day: 2013-3-28

## General Release Mass Balance

	Combined Pepacton, Cannonsville, and Neversink (PCN) Storage:	240,423 MG
+	PCN Inflow Forecast Accumulated to Jun 1:	106,418 MG
-	Expected PCN Diversion Accumulated to Jun 1:	39,061 MG
-	Jun 1 Storage Target:	270,837 MG
=	Available Release Quantity Accumulated to Jun 1:	36,943 MG

## Available Release Quantity Evenly Distributed to Jun 1

	Available Release Quantity Accumulated to Jun 1:	36,943 MG
÷	Number of Days to Distribute Release Quantity:	66 days
	Current PCN Release Target:	560 mgd
	=	866 cfs

## Current Storage Zone for Schedule Selection

Reservoir	Usable Storage	Usable Storage + Snow Storage	Zone
PCN	89%	92%	L1
Pepacton	89%	91%	L1-c
Cannonsville	90%	94%	L1-b
Neversink	86%	91%	L1-c

## Use Release Target and Storage Zone to Select OST-FFMP Release Schedule

L1 Storage Zone, Winter Season (cfs)				
OST-FFMP Schedule	Pepacton L1-c	Cannonsville L1-b	Neversink L1-c	Total PCN
Table 4a	85	400	65	550
Table 4b	85	400	70	555
Table 4c	100	500	70	670
Table 4d	100	600	75	775
Table 4e	150	700	75	925
Table 4f	150	700	75	925
Table 4g	150	700	75	925

Selected Schedule: Table(s) 4d

# OST-FFMP Discharge Mitigation Release Summary

Decision Day: 2013-3-28

## Discharge Mitigation Mass Balance

	Current PCN Usable Storage:	240,423 MG
+	Current PCN Snow Storage:	8,615 MG
+	PCN Inflow Forecast Accumulated 7 Days:	10,463 MG
-	OST-FFMP Minimum Releases Accumulated 7 Days:	4,007 MG
-	Expected PCN Diversion Accumulated 7 Days:	2,111 MG
-	PCN Conditional Storage Objective:	251,245 MG
<hr/>		
	Estimated 7 Day PCN Excess over CSO:	2,138 MG

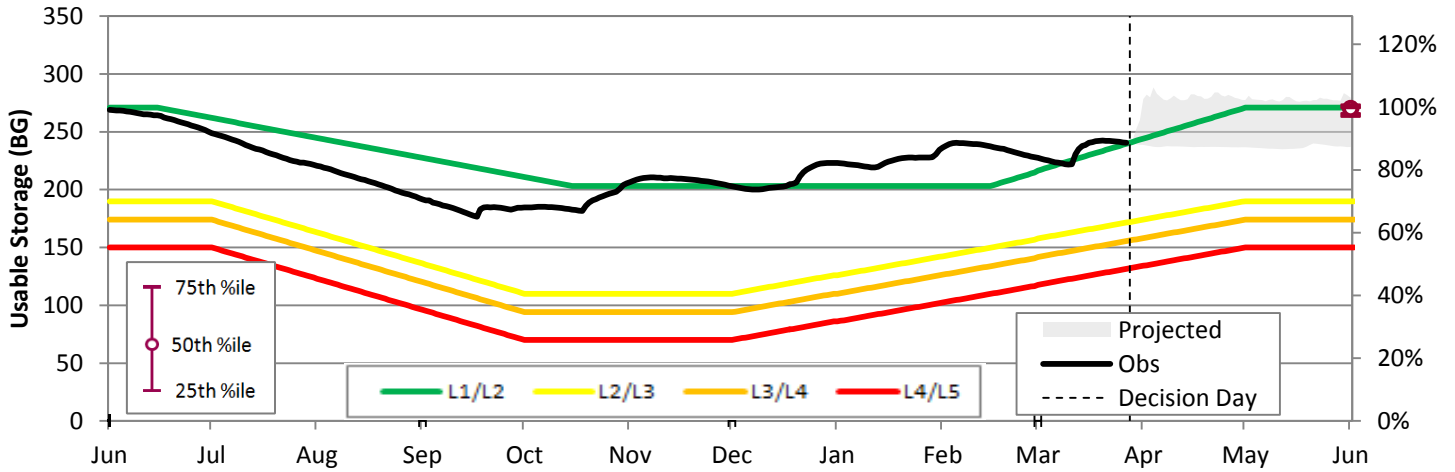
## Comments

Releases will be made at the Table 4e rate to allow for only one level table change at a time.

# OST-FFMP Summary Page

Decision Day: 2013-3-28

Combined Pepacton, Cannonsville & Neversink (PCN) Observed and Projected Storage



## General Releases + Discharge Mitigation Releases (cfs)

Reservoir	General Release	Additional Discharge Mitigation Release	Total
Pepacton	100		100
Cannonsville	600		600
Neversink	75		75
<b>Total</b>	<b>775</b>		<b>775</b>

General releases are at Table(s) 4d

## Comments

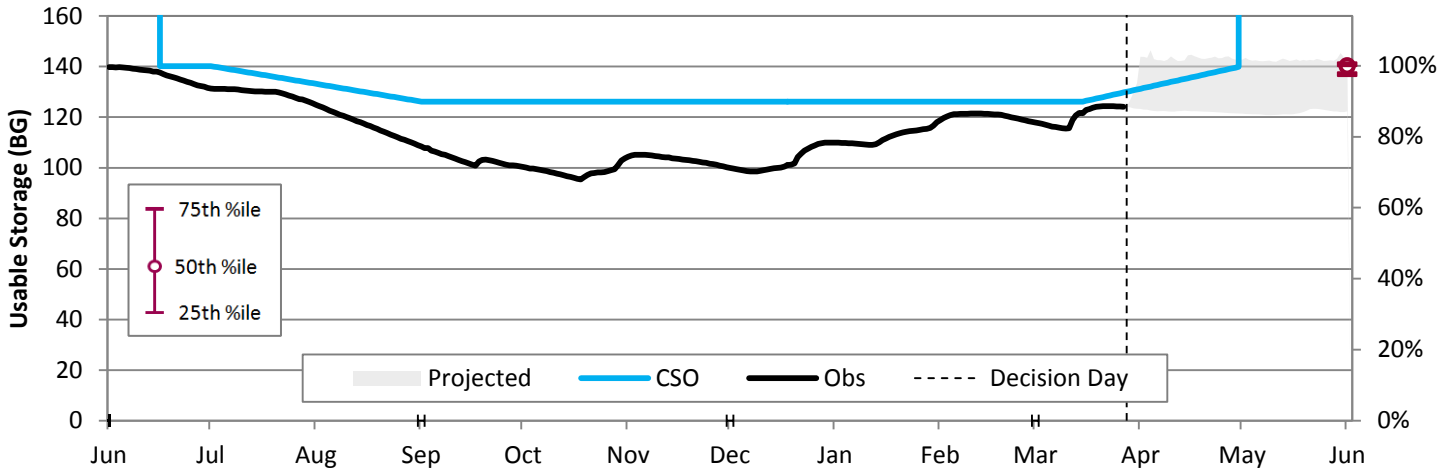
## Cumulative Total Discharge Mitigation Releases Since June 1, 2012

Reservoir	Cumulative Releases (MG)
Pepacton	0
Cannonsville	0
Neversink	1,931
<b>Total</b>	<b>1,931</b>

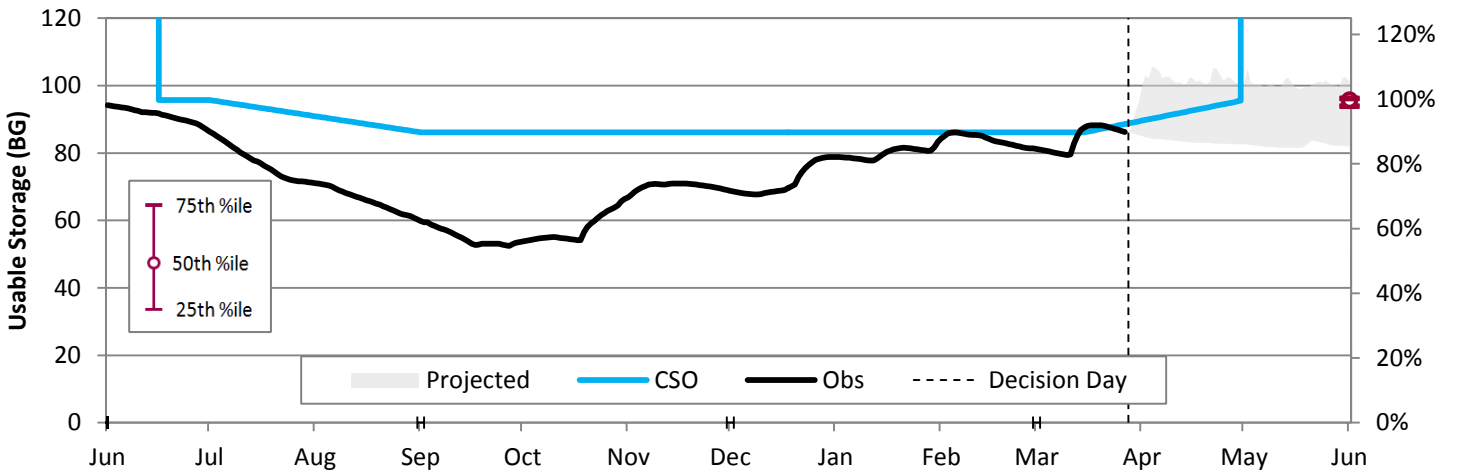
# OST-FFMP Summary Page

Decision Day: 2013-3-28

### Pepacton Observed and Projected Storage



### Cannonsville Observed and Projected Storage



### Neversink Observed and Projected Storage

